



April 1, 2020

Dear Jefferson School District Families,

Teachers are busy preparing for Phase Two of our Distance Learning Plan, with lessons to begin on Monday, April 6th. A list of online training resources was sent out on March 27th. This is additional information to help prepare your family for Distance Learning at home.

Grading information

During these uncertain times, students have varying amounts of resources and responsibilities. It will be important to be flexible in grading. Students with IEPs and 504s will be provided their accommodations and even more flexibility. In all grade levels, teachers will use participation, submitted work, and formative assessments to provide students with a pass/fail grade for all subjects taught. Fourth through Eighth grade teachers will continue to track assignments in Aeries as a pass/fail grade. If a student is regularly not participating, the teacher will make an attempt to reach out to the student and parent/guardian to find out if there are barriers to participating. If not, the site administration will be notified and someone from the school office will reach out to the parents/guardians.

Update on Access to Technology

Students will need a device and internet access to participate in lessons. Your home computer, laptop, cell phone, and tablets are all acceptable devices. If your family does not have a device, Chromebooks will be available for check out, only as needed, on April 3, 2020 from 8:00 am until noon. Please complete this [survey](#) by Thursday, April 2nd by noon, so we can best support your family's technology needs. If you do not have a computer or Internet access to complete the survey, please call 209-836-3388 and a secretary will complete the survey for you.

Family Resources for Distance Learning

As you and your child navigate online learning please know we are here to help. Classroom teachers will be able to address concerns specific to their lessons. For technology related issues, we have created a form to help you report these individual cases and receive help to troubleshoot concerns as they arise. District staff will respond to submitted requests as soon as possible. You can access the Technology Help Desk Form here: https://bit.ly/JESD_Helpdesk


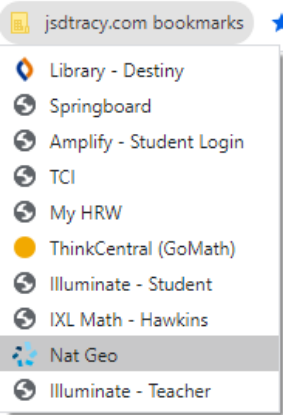
Logging in to access Google Classroom and Curriculum

Here are the basic steps for logging into Google Classroom and Online Curriculum. Students will need their jsdtracy email and their student ID#. This information is in your Aeries Parent Portal. Teachers also have this information in Aeries. If you need assistance you can complete a Technology Help Desk Form here:

https://bit.ly/JESD_Helpdesk Many of our students (especially in the upper grades) have experience logging in this way and they may have changed their password while using online resources at school. Younger grades may not have ever accessed their account and will need parent assistance.


To use Single Sign On (SSO)

1. Open up google chrome web browser
2. Make sure the jsdtracy gmail is [synced](#)
3. Then, go to google apps (waffle) or saved jsdtracy bookmarks
(The District will not approve personal devices to download apps - Students need to access the Google Suite through the Google Chrome web browser and login to their jsdtracy account)

 <p>Curriculum Apps</p>	<p>Google Apps in Waffle (after the student Syncs account)</p> <p>Students have single sign on for Wonders and TCI</p>
 <p>jsdtracy.com bookmarks</p>	<p>Students have single sign on for Go Math and other sites in the JSDtracy Bookmarks:</p> <ol style="list-style-type: none">1. Open up google chrome web browser2. Make sure jsdtracy gmail is synced3. Go to jsd saved bookmarks (upper left corner)4. Select the curriculum program from the list

Class Meetings and Teacher Office Hours

This is to advise you that some teachers may be recording their morning meetings and student office hours pursuant to Education Code section 44034 for the benefit of students who miss them and wish to alter benefit from these office hours.

Google Apps for Education & Other Online Resources	Links to resources and training videos
 <p>Google Chrome</p>	Steps to log in at home User Name is the student's JSD Tracy email address and the Password is their 9 digit Student ID #.
 <p>Google Classroom</p>	Google Classroom Tutorial for Students and Parents Students Quick Guide to Google Classroom
 <p>Google Drive</p>	What is Google Drive? Google Drive Get Started Google Drive Cheat Sheet
 <p>Google Docs</p>	Google Docs Get Started (Scroll Down Google Docs)
 <p>Google Hangouts Meet</p>	How Students Join a Google Meet Google Hangouts Meet Guide for Teachers, Students and Parents
 <p>Zoom Online Video Conferencing</p>	How to Join a Zoom Meeting as a Participant
<p>Parent Resources for Students with Disabilities</p>	San Joaquin County Office of Education Parent Resources
<p>District Help Desk Form</p>	JESD Remote Learning Support Request

The District Office, School Sites, and Teachers will be sharing additional resources.

Sincerely,

James W. Bridges, Ed.D.
 Superintendent